



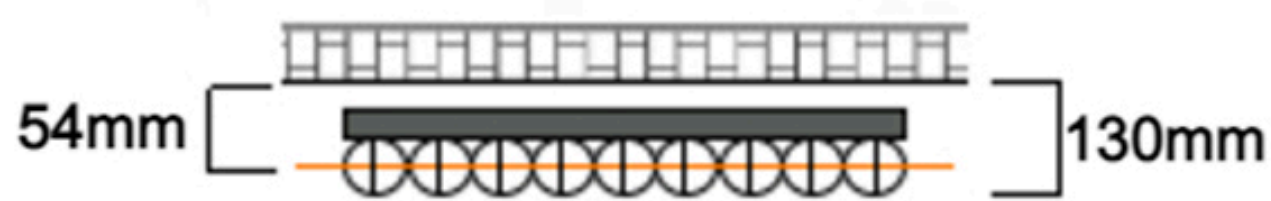


Kent Data Sheet

600 x 625mm Anthracite Designer Radiator

Height: 600mm
No. Of Tubes: 9
Colour: Anthracite
BTU: @ Delta T50: 3201mm @ **Delta T60:** 4059mm

Width: 625mm
Water Content: 625mm
Watts: 939



All Direct Radiators are BOE and pipe centres are the radiator width plus 74mm.

Please note due to manufacturing tolerances pipe centres may vary by +/- 10mm, we recommend that pipe work is not altered until your radiator is on site.

All Kent Radiators: **Test Pressure:** 12 bar **Max Operating Pressure:** 10 Bar

